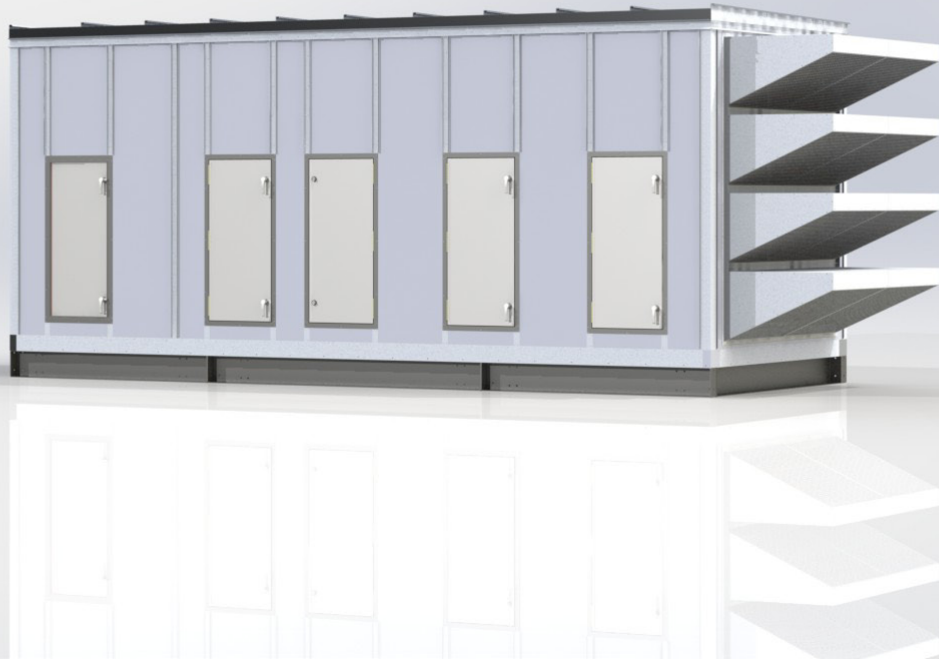


STULZ CyberHandler



Outdoor Cooling

Air Handler

STULZ CyberHandler

The STULZ CyberHandler outdoor air handler system is designed with proven STULZ cooling technology for conditioning the air in a data center.

Features and Benefits

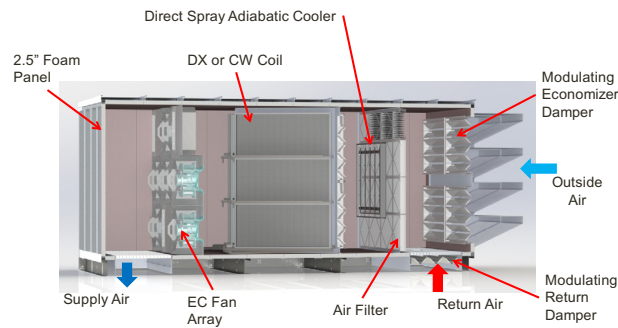
- High efficiency variable speed EC Fan array
- Low pressure drop direct adiabatic option
- Thermally and acoustically insulated construction
- Air & Water Side Economizer available
- Integrated controls

Centralized cooling solution designed specifically to free up white space in the data center.

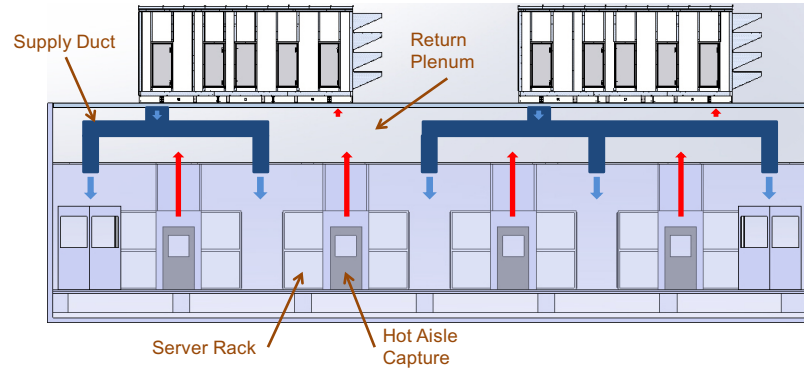


STULZ CyberHandler

STULZ CyberHandler with Component Options



STULZ CyberHandler with Hot Aisle Capture



Features

Benefits

System Base Structure

- Scalable frame and standard sections provide a modular design
- Flexible to be mounted on pad, steel, or curb with lifting points for rigging

Cabinet Design Details

- Foam panel design with integrated thermal break provides high strength and no exposed insulation
- Aluminum skin provides superior corrosion protection and light weight
- Pitched roof to allow proper water drainage and prevent pooling

Fan Design

- EC plenum fan technology in an array design provides redundancy and minimal energy consumption
- EC plenum fans provide greater efficiency and less maintenance

Cooling Method

- Extensive range of capacities available
- CW or DX with direct adiabatic cooling available

Economizer

- Air side economizer is available with adiabatic cooling options
- Water side economizer with DX/CW or CW/CW Coil Configurations

Filtration

- Filter options are available in MERV 7 to MERV 14

Power Supply

- Available for 460/3/60, 575/3/60

Controls

- Standard STULZ *B²* controller to ensure precise control

Standards and Codes

- Meets stringent standards such as: UL 1995 and NFPA70
- ETL and cETL labeled

Humidification

- Direct adiabatic option can handle humidification
- Ultrasonic Humidifier available

	STULZ CyberHandler					
	Cabinet Size 1		Cabinet Size 2		Cabinet Size 3	
	DX	CW	DX	CW	DX	CW
CFM	12,000	15,000	22,000	26,000	32,000	42,000
kW	137	186	246	340	351	527
Tons	39	53	70	93	100	150
MBH	468	636	840	1,116	1,200	1,800
Dimension	246" L x 71" W x 80" H		246" L x 102" W x 80" H		246" L x 102" W x 111" H	
Weight	5,400 lbs	5,600 lbs	7,100 lbs	7,400 lbs	8,600 lbs	9,100 lbs

	Condensing Unit		
	Air Cooled R-410A		
	94" L x 76" W	94" L x 76" W	94" L x 114" W

Capacity and specifications shown for base models with 104°Fdb/72.8°Fwb entering air